

A. D. LOVE.
Pitman-Connection.

No. 213,912.

Patented April 1, 1879.

Fig. 1.

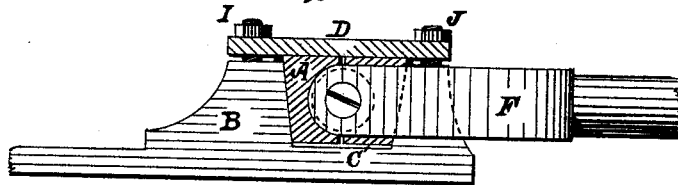


Fig. 2.

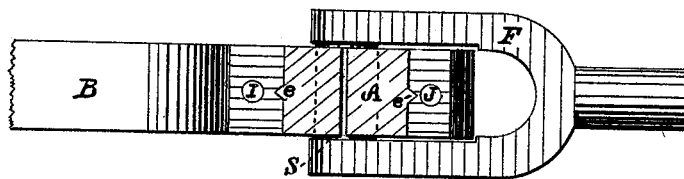
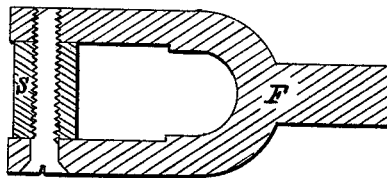


Fig. 3.



Witnesses:
N. E. Phelps
Geo. A. Johnson.

Inventor:
Almon D. Love.
Per Otto Le Johnson
Atty

UNITED STATES PATENT OFFICE.

ALMON D. LOVE, OF BURLINGTON, MICHIGAN.

IMPROVEMENT IN PITMAN-CONNECTIONS.

Specification forming part of Letters Patent No. **213,912**, dated April 1, 1879; application filed October 7, 1878.

To all whom it may concern:

Be it known that I, ALMON D. LOVE, of Burlington, in the county of Calhoun and State of Michigan, have invented certain new and useful Improvements in Pitman-Connections; and I do hereby declare that the following is a full, clear, and exact description of the invention, which will enable others skilled in the art to which it appertains to make and use the same, reference being had to the accompanying drawings, and to letters of reference marked thereon, which form a part of this specification.

The object of my invention is to readily take up the lost motion produced by friction in the wearing parts of a pitman-connection, and to renew the same when worn out at a trifling expense.

My invention consists in the use of an adjustable wedge-shaped box, A, made in two parts, as shown in the side elevation, Fig. 1, said box fitting in a corresponding opening made in the knife-heel B, with sufficient room at the bottom for a rubber or other suitable packing, C, which will admit of compression when it becomes necessary to take up the lost motion by screwing down the cap D, which is bolted to the knife-heel, thereby drawing together the two halves of the box. To keep said box parallel and in line with the sides of

the knife-heel, I cast on the ends of the box A V-shaped ribs *e* and *e'*, which work in corresponding grooves made in the knife-heel, as shown in Fig. 2, a plan view of my invention with cap removed.

Within the forks of the pitman-head F, I screw the cylinder S, as shown in sectional view, Fig. 3, which when worn out may be removed, as well as the box in which it works.

Having thus described my invention, what I claim as new, and desire to secure by Letters Patent, is—

1. In a pitman-connection, the adjustable wedge-shaped box A, cap D, and bolts I and J, in combination with pitman F, and cylinder S, as herein described and set forth.

2. The adjustable wedge-shaped box A, provided with ribs *e* and *e'*, working in corresponding grooves made in the knife-heel B, in combination with rubber or other suitable packing C and cylinder S, as herein described and set forth.

In testimony that I claim the foregoing as my own I affix my signature in presence of two witnesses.

ALMON D. LOVE.

Witnesses:

GEO. A. JOHNSON,
H. E. PHELPS.